

38 200m Individual Medley Men Final

Official

NZR	Open New Zealand Long Course Record	1:57.27	2021-07-28	Lewis Clareburt Capital Swim Club
18yr NZR	18 Years New Zealand Long Course Records	2:01.13	2018-04-10	Lewis Clareburt WN
17yr	17 Years New Zealand Long	2:02.44	2013-04-11	Bradlee Ashby

Show more

Qualified Heats **Summary**

Total



Rank	Competitor	Age	Club	RT	PTS	Result
1	Zhang Kevin	17	Roskill Swi...	+0.67		2:06.42 Entry: 2:06.78 (-0.36) 50m: 26.46 100m: 59.38 (32.92) 150m: 1:36.47 (37.09) 200m: 2:06.42 (29.95)
2	Faleafa Blake	17	Coast Swi...	+0.65		2:08.55 Entry: 2:08.99 (-0.44) 50m: 27.68 100m: 59.90 (32.22) 150m: 1:38.56 (38.66) 200m: 2:08.55 (29.99)
3	Muchirahondo Ariel	15	Swim Rotor...	+0.70		2:09.14 Entry: 2:12.43 (-3.29) 50m: 27.04 100m: 58.97 (31.93) 150m: 1:37.70 (38.73) 200m: 2:09.14 (31.44)
4	Story (V) Jacob	16	Mt Eden S...	+0.69		2:10.52 Entry: 2:14.05 (-3.53) 50m: 27.02 100m: 1:01.09 (34.07) 150m: 1:37.69 (36.60) 200m: 2:10.52 (32.83)
5	Visser Brendan	18	Coast Swi...	+0.68		2:11.85 Entry: 2:14.38 (-2.53) 50m: 27.71 100m: 1:02.33 (34.62) 150m: 1:42.72 (40.39) 200m: 2:11.85 (29.13)
6	Walker Fraser	16	United Swi...	+0.83		2:12.34 Entry: 2:16.58 (-4.24) 50m: 27.78 100m: 1:02.73 (34.95) 150m: 1:41.68 (38.95) 200m: 2:12.34 (30.66)
7	Kenny Sam	18	Coast Swi...	+0.64		2:13.21 Entry: 2:15.32 (-2.11) 50m: 27.38 100m: 1:01.61 (34.23) 150m: 1:42.46 (40.85) 200m: 2:13.21 (30.75)
7	Crosbie James	17	United Swi...	+0.58		2:13.21 Entry: 2:14.51 (-1.30) 50m: 27.77 100m: 1:01.13 (33.36) 150m: 1:42.36 (41.23) 200m: 2:13.21 (30.85)
9	Kennard Jackson	18	United Swi...	+0.67		2:13.47 Entry: 2:15.58 (-2.11) 50m: 28.00 100m: 1:03.73 (35.73) 150m: 1:41.21 (37.48) 200m: 2:13.47 (32.26)
10	Markovich Nemanya	15	Roskill Swi...	+0.62		2:13.52 Entry: 2:17.47 (-3.95) 50m: 28.10 100m: 1:03.08 (34.98) 150m: 1:41.86 (38.78) 200m: 2:13.52 (31.66)
10	Lloyd Hunter	16	Raumati S...	+0.66		2:13.52 Entry: 2:15.82 (-2.30) 50m: 27.89 100m: 1:01.45 (33.56) 150m: 1:42.33 (40.88) 200m: 2:13.52 (31.19)
12	Willis Alex	17	Ice Breaker...	+0.63		2:13.60 Entry: 2:13.84 (-0.24) 50m: 27.26 100m: 1:02.47 (35.21) 150m: 1:41.56 (39.09) 200m: 2:13.60 (32.04)
13	Mufana (V) Renzo	15	Dumbea N...	+0.68		2:13.69 Entry: 2:19.24 (-5.55) 50m: 28.98 100m: 1:04.56 (35.58) 150m: 1:44.05 (39.49) 200m: 2:13.69 (29.64)
14	Gibson Luke	17	United Swi...	+0.70		2:13.74 Entry: 2:15.26 (-1.52) 50m: 27.65 100m: 1:01.53 (33.88) 150m: 1:42.16 (40.63) 200m: 2:13.74 (30.53)



200m: 2:13.74 (31.58)



15  Keatinge Daniel 18  United Swi... +0.66 2:13.76



200m: 2:13.76 (30.74)



16  Hughes Hara 18  United Swi... +0.67 2:14.16
Entry: 2:13.26 (+0.90)
50m: 27.32 100m: 1:03.54 (36.22) 150m: 1:41.45 (37.91)
200m: 2:14.16 (32.71)



17  Broadfoot Declan 14  Pirates Swi... +0.63 2:15.36
Entry: 2:20.72 (-5.36)
50m: 28.51 100m: 1:02.58 (34.07) 150m: 1:42.50 (39.92)
200m: 2:15.36 (32.86)



18  Gu Osbert 15  Phoenix Aq... +0.74 2:15.62
Entry: 2:18.62 (-3.00)
50m: 28.46 100m: 1:02.05 (33.59) 150m: 1:44.32 (42.27)
200m: 2:15.62 (31.30)



19  Bao Elwin 15  North Shor... +0.68 2:15.68
Entry: 2:17.98 (-2.30)
50m: 28.53 100m: 1:03.67 (35.14) 150m: 1:42.96 (39.29)
200m: 2:15.68 (32.72)



20  Rees Liam 17  Alexandra ... +0.68 2:15.83
Entry: 2:15.67 (+0.16)
50m: 28.59 100m: 1:01.85 (33.26) 150m: 1:43.08 (41.23)
200m: 2:15.83 (32.75)



21  Nodanche (V) Yaron 14  Dumbea N... +0.72 2:17.13
Entry: 2:21.38 (-4.25)
50m: 28.89 100m: 1:06.49 (37.60) 150m: 1:45.57 (39.08)
200m: 2:17.13 (31.56)


22  Paki Te 13  Northwave ... +0.67 2:17.69
Entry: 2:21.02 (-3.33)
50m: 28.74 100m: 1:03.11 (34.37) 150m: 1:44.61 (41.50)
200m: 2:17.69 (33.08)



23  Gemmell Mahuta 16  Pukekohe ... +0.65 2:18.42
Entry: 2:21.36 (-2.94)
50m: 28.25 100m: 1:05.08 (36.83) 150m: 1:44.59 (39.51)
200m: 2:18.42 (33.83)



24  Wheeler Rylind 15  North Cant... +0.63 2:18.84
Entry: 2:23.07 (-4.23)
50m: 28.88 100m: 1:06.36 (37.48) 150m: 1:46.82 (40.46)
200m: 2:18.84 (32.02)



25  Bell Lucas 14  Tasman Sw... +0.73 2:18.89
Entry: 2:23.07 (-4.18)
50m: 29.78 100m: 1:06.11 (36.33) 150m: 1:46.29 (40.18)
200m: 2:18.89 (32.60)



26  BakerSefo Ionatana 16  Masterton ... +0.69 2:19.94
Entry: 2:20.51 (-0.57)
50m: 28.32 100m: 1:05.54 (37.22) 150m: 1:46.89 (41.35)
200m: 2:19.94 (33.05)

27  Sun Danny 14  United Swi... +0.81 2:20.08
Entry: 2:23.40 (-3.32)
50m: 30.53 100m: 1:07.33 (36.80) 150m: 1:47.52 (40.19)
200m: 2:20.08 (32.56)



































28  Pask Zack 15  Liz van Wel... +0.78 2:20.56
Entry: 2:22.12 (-1.56)
50m: 31.25 100m: 1:06.48 (35.23) 150m: 1:46.63 (40.15)
200m: 2:20.56 (33.93)

29  Baars Joshua 13  Vikings Swi... +0.74 2:21.30
Entry: 2:22.40 (-1.10)
50m: 29.49 100m: 1:05.00 (35.51) 150m: 1:47.14 (42.14)
200m: 2:21.30 (34.16)

30  Inwood Hamish 16  Jasi Swim ... +0.74 2:21.67
Entry: 2:21.73 (-0.06)
50m: 27.92 100m: 1:06.74 (38.82) 150m: 1:48.88 (42.14)
200m: 2:21.67 (32.79)

31  Yoon Jethrow 14  Phoenix Aq... +0.57 2:22.09
Entry: 2:24.24 (-2.15)
50m: 30.18 100m: 1:09.60 (39.42) 150m: 1:48.33 (38.73)
200m: 2:22.09 (33.76)

32  Beattie Flynn 15  Mt Maunga... +0.51 2:22.13
Entry: 2:21.89 (+0.24)

	50m: 29.30 200m: 2:22.13 (32.67)	100m: 1:06.12 (36.82)	150m: 1:49.46 (43.34)		
33	 Sandford Alex	14	 Coast Swi...	+0.71	2:22.50 Entry: 2:25.13 (-2.63)
	50m: 29.52 200m: 2:22.50 (31.41)	100m: 1:06.19 (36.67)	150m: 1:51.09 (44.90)		
34	 Ding Bosco	16	 United Swi...	+0.72	2:22.93 Entry: 2:21.33 (+1.60)
	50m: 30.37 200m: 2:22.93 (32.96)	100m: 1:10.42 (40.05)	150m: 1:49.97 (39.55)		
35	 English Finley	16	 Swim Rotor...	+0.71	2:23.43 Entry: 2:22.17 (+1.26)
	50m: 30.35 200m: 2:23.43 (33.60)	100m: 1:08.80 (38.45)	150m: 1:49.83 (41.03)		
36	 Yin Caleb	14	 Mt Eden S...	+0.55	2:23.69 Entry: 2:24.07 (-0.38)
	50m: 31.06 200m: 2:23.69 (35.20)	100m: 1:10.56 (39.50)	150m: 1:48.49 (37.93)		
37	 Fuatimau Caden	13	 Mt Wellingt...	+0.67	2:23.72 Entry: 2:29.71 (-5.99)
	50m: 30.14 200m: 2:23.72 (32.93)	100m: 1:07.97 (37.83)	150m: 1:50.79 (42.82)		
38	 Anderson Roman	15	 Tawa Swim...	+0.70	2:24.08 Entry: 2:22.34 (+1.74)
	50m: 29.95 200m: 2:24.08 (33.40)	100m: 1:08.18 (38.23)	150m: 1:50.68 (42.50)		
39	 Feng Andrew	14	 North Shor...	+0.63	2:24.14 Entry: 2:19.91 (+4.23)
	50m: 29.38 200m: 2:24.14 (37.56)	100m: 1:06.61 (37.23)	150m: 1:46.58 (39.97)		
40	 Grace Flynn	16	 Vikings Swi...	+0.62	2:24.16 Entry: 2:21.20 (+2.96)
	50m: 29.02 200m: 2:24.16 (34.89)	100m: 1:05.75 (36.73)	150m: 1:49.27 (43.52)		
41	 Loh Daniel	15	 Howick Pak...	+0.69	2:26.05 Entry: 2:23.06 (+2.99)
	50m: 29.55 200m: 2:26.05 (32.63)	100m: 1:07.33 (37.78)	150m: 1:53.42 (46.09)		
42	 Otene Jaiah	13	 Stratford Fl...	+0.63	2:27.59 Entry: 2:30.56 (-2.97)
	50m: 32.18 200m: 2:27.59 (34.59)	100m: 1:09.84 (37.66)	150m: 1:53.00 (43.16)		
43	 Segers Seb	14	 United Swi...	+0.73	2:27.73 Entry: 2:26.72 (+1.01)
	50m: 29.64 200m: 2:27.73 (35.85)	100m: 1:06.41 (36.77)	150m: 1:51.88 (45.47)		
44	 Wang William	13	 Coast Swi...	+0.70	2:28.66 Entry: 2:29.83 (-1.17)
	50m: 29.39 200m: 2:28.66 (37.16)	100m: 1:07.84 (38.45)	150m: 1:51.50 (43.66)		
45	 Eagar (V) Alex	13	 Australia	+0.44	2:29.85 Entry: 2:30.49 (-0.64)
	50m: 33.81 200m: 2:29.85 (32.78)	100m: 1:13.48 (39.67)	150m: 1:57.07 (43.59)		
46	 Kennett Jack	13	 Levin Swim...	+0.72	2:30.44 Entry: 2:32.18 (-1.74)
	50m: 31.35 200m: 2:30.44 (34.81)	100m: 1:10.93 (39.58)	150m: 1:55.63 (44.70)		
47	 Tian Donald	14	 Coast Swi...	+0.67	2:30.46 Entry: 2:27.39 (+3.07)
	50m: 31.41 200m: 2:30.46 (34.35)	100m: 1:09.46 (38.05)	150m: 1:56.11 (46.65)		
48	 Swanepoel Grayson	13	 Coast Swi...	+0.73	2:32.99 Entry: 2:30.60 (+2.39)
	50m: 31.86 200m: 2:32.99 (34.69)	100m: 1:11.96 (40.10)	150m: 1:58.30 (46.34)		
49	 Atkinson Will	13	 Blenheim S...	+0.79	2:33.21 Entry: 2:32.93 (+0.28)
	50m: 30.04 200m: 2:33.21 (35.08)	100m: 1:10.85 (40.81)	150m: 1:58.13 (47.28)		

